

# *Compact AV System*

---



*DAV-S550*



CLASS 1 LASER



가



가

가

가

.

.

가

.

가

.

가

.

.

가

.

.

가

30



!

Sony

AV

.

.



가

가

가

가

AC

가 Sony

•

가

•

CD/DVD

가

TV

TV

가

•

가

TV

가 15

30

가

•

가

TV

가

•

가

가  
가

•

가

TV

TV

TV

가

TV

•

가

30

•

가

가  
POWER

■  
“MECHA LOCK”가

LED

•

가

.....	2
! .....	3
.....	4
.....	7
.....	7
.....	9
.....	10
가 .....	14







.....	16
.....	16
.....	16
.....	17
1: .....	17
2: .....	20
3: TV .....	22
4: AC ( ) .....	23
.....	24
.....	29

.....	31
.....	31
(Resume Play) .....	32
DVD .....	33
PBC VIDEO CD (PBC Playback) .....	34
MP3 .....	35
(Program Play) .....	36
(Shuffle Play) .....	38
(Repeat Play) .....	39

.....	40
(Scan, Slow-motion Play) .....	40
/ / / / .....	41

.....	43
.....	43
.....	44

.....	46
.....	46
(Auto Decoding) .....	48
.....	48
(2           ) .....	51
.....	51
<hr/>	
.....	52
.....	52
.....	53
<hr/>	
가 .....	54
(CUSTOM PARENTAL CONTROL, PARENTAL CONTROL) .....	54
<hr/>	
.....	59
TV .....	59
.....	60
.....	61
(RDS) (           ) .....	62
.....	62
<hr/>	
.....	64
.....	64
(LANGUAGE SETUP) .....	65
(SCREEN SETUP) .....	66
(CUSTOM SETUP) .....	68
(SPEAKER SETUP) .....	69
<hr/>	
가 .....	72
? .....	72
가 (           /           ) .....	76
.....	76
.....	79
.....	81
DVD .....	82
.....	83
.....	

	DVD		Super Audio CD Audio CD
	VIDEO CD 가		MP3* 가
	CD 가		

(OSD)

\* MP3(MPEG1 3)  
ISO/MPEG7

DVD VIDEO	
Super Audio CD	
VIDEO CD	
CD	

“DVD VIDEO”

DVD  
가

가

MP3

CD

VIDEO CD Super Audio CD, CD,  
MP3

(Super Audio CD, CD)/  
(VIDEO CD)

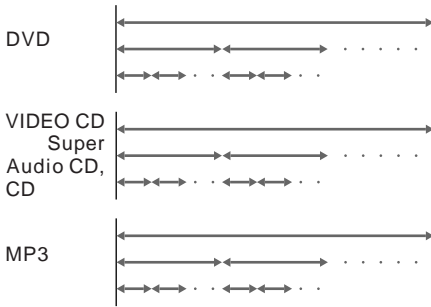
VIDEO CD

Super Audio CD

가

PBC

VIDEO CD(34 )



PBC(Playback Control)  
(VIDEO CD)

VIDEO CD Ver. 1.1  
Ver. 2.0

	가
PBC VIDEO CD (Ver. 1.1 )	( )
PBC VIDEO CD (Ver. 2.0 )	Ver. 1.1 TV (PBC )

가

DVD

DVD TV  
"Playback prohibited by area limitations.(.)"

가 DVD DVD

- CD-ROM(PHOTO CD )
  - CD-R/
  - CD-RW:
    - CD
    - CD
    - ISO9660\* 1/ 2 Joliet MP3
  - CD-Extra
  - DVD-ROM
  - DVD
  - \* ISO( )가 CD-ROM
- 가 DVD(8, 78 )
- ( , )
- 가
- CD-R CD-RW



DVD VIDEO CD

DVD VIDEO CD

가

가

VIDEO CD

DVD

가

가

DVD VIDEO CD

Corporation

, Macrovision

Macrovision Corpora-  
tion  
Macrovision Cor-  
poration 가

Dolby\* Digital Dolby Pro  
Logic(II)  
DTS\*\* Digital Surround System

\* Dolby Laboratories

“Dolby” “Pro Logic”, D Dolby  
Laboratories

\*\* Digital Theater Systems, Inc. 가

“DTS” “DTS Digital Surround” Digital  
Theater Systems, Inc



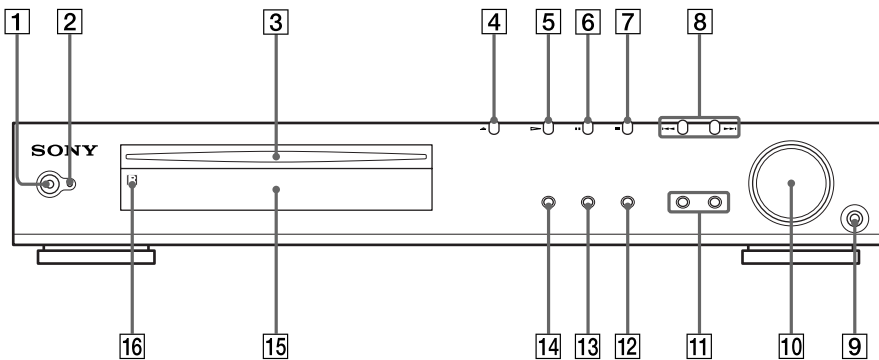
가



LP

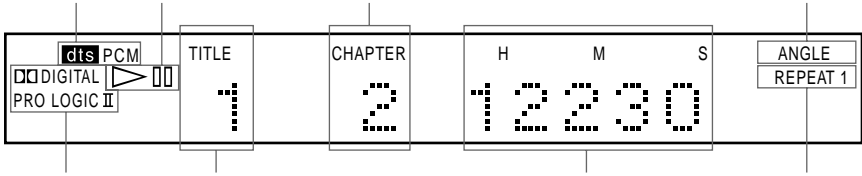
가

가

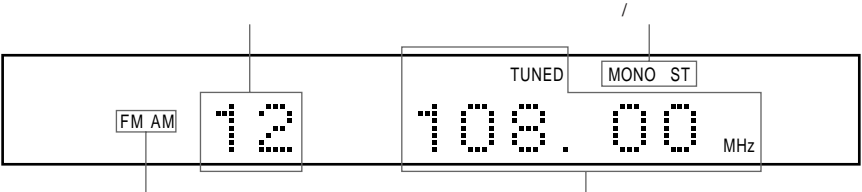
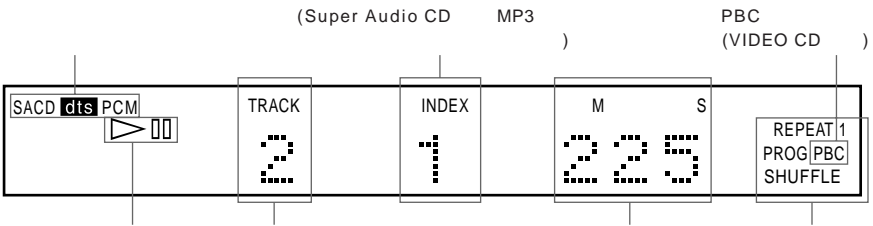


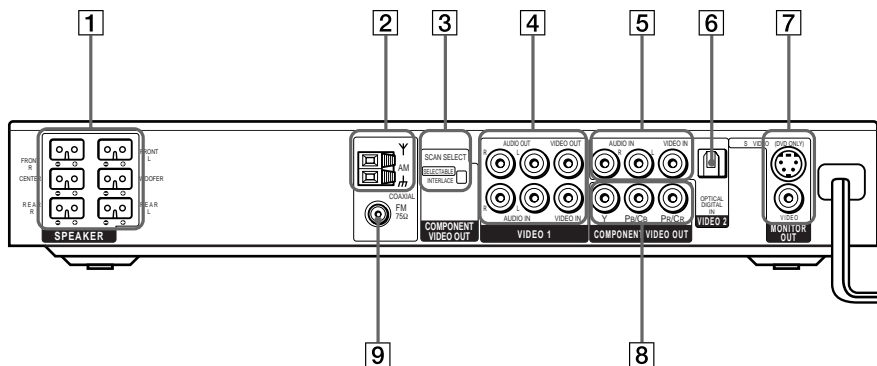
- |   |                                  |
|---|----------------------------------|
| <b>1</b> POWER (31)                                     | <b>9</b> PHONES (31)             |
| <b>2</b> STANDBY (31)                                   | <b>10</b> VOLUME (31, 71)        |
| <b>3</b> (31)   | <b>11</b> SOUND FIELD -/+(48~51) |
| <b>4</b> $\triangleleft$ ( ) (31)                       | <b>12</b> DISPLAY (61)           |
| <b>5</b> $\triangleright$ ( ) (31)                      | <b>13</b> BAND (29)              |
| <b>6</b> $\parallel$ ( ) (32)                           | <b>14</b> FUNCTION (31, 60, 61)  |
| <b>7</b> $\blacksquare$ ( ) (30, 31)                    | <b>15</b> (11)                   |
| <b>8</b> $\lll$ PREV/NEXT $\ggg$ , PRESET<br>-/(32, 61) | <b>16</b> $\square$ ( ) (17)     |

DVD

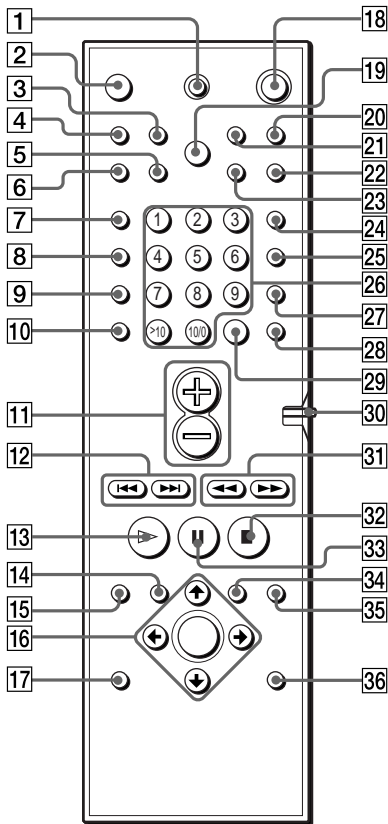


Super Audio CD CD, VIDEO CD, MP3





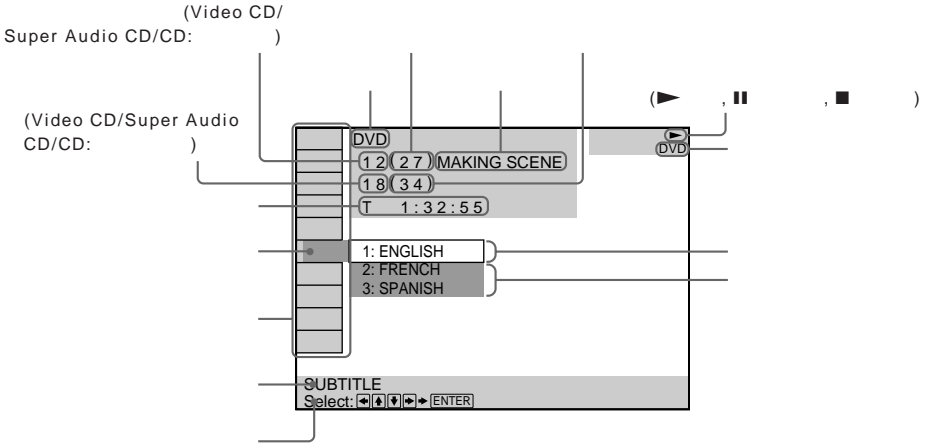
- |   |  |
|---|--|
| <b>1</b> SPEAKER (18)                               | <b>6</b> VIDEO 2 (OPTICAL DIGITAL IN) (23) |
| <b>2</b> AM (20)                                    | <b>7</b> MONITOR OUT (VIDEO/S VIDEO) (22)  |
| <b>3</b> COMPONENT VIDEO OUT / SCAN SELECT (67, 72) | <b>8</b> COMPONENT VIDEO OUT (22)          |
| <b>4</b> VIDEO 1 (22)                               | <b>9</b> FM 75 Ω COAXIAL (20)              |
| <b>5</b> VIDEO 2 (22)                               |  |









- 1 TV I/⏻ ( / ) (59)
- 2 ▲ (EJECT) (31)
- 3 NAME (62)
- 4 STEREO/MONO (61)
- 5 MEMORY (29)
- 6 CLEAR (36, 38, 39, 41)
- 7 PLAY MODE (36, 38, 39)
- 8 AUDIO (46)
- 9 ANGLE (52)
- 10 SUBTITLE (53)
- 11 VOL +/- (59, 61)
- 12 ◀◀ PREV/NEXT ▶▶, TV CH -/+  
PRESET -/+(29, 34, 59, 61)
- 13 ▷ PLAY/SELECT (31, 34, 36, 38,  
39, 40)
- 14 DVD TOP MENU (33)
- 15 DVD DISPLAY (35, 39, 41, 44, 46,  
52, 53)
- 16 ←/↑/↓/→/ENTER (25, 29, 33, 34, 36,  
39, 41, 46, 51, 52, 53, 62)
- 17 DVD SETUP (55, 64)
- 18 ⏻ ( / ) (29, 31, 61)
- 19 DIMMER (28)
- 20 TV/VIDEO (59)
- 21 REPEAT (36, 39)
- 22 MUTING (32)
- 23 TIME (43, 44)
- 24 FUNCTION (31, 60, 61, 62)
- 25 BAND (29)
- 26 (33, 34, 36, 41, 52, 59)
- 27 SOUND FIELD (48, 51)
- 28 DISPLAY (61)
- 29 ENTER (59)
- 30 COMMAND MODE DVD TV  
(59)
- 31 ◀◀/▶▶/◀/▶ SLOW, TUNING -/+  
(29, 40, 61)
- 32 ■ STOP (31, 34, 54)
- 33 ■ PAUSE (32)
- 34 DVD MENU (33)
- 35 ↶ RETURN (34, 35, 54)
- 36 AMP MENU (25, 51)

# 가

## . DVD DISPLAY




DISC	
TITLE(DVD ) (41 ) / SCENE(PBC VIDEO CD ) / TRACK(VIDEO CD ) (41 )	(DVD) (PBC VIDEO CD), (VIDEO CD)
CHAPTER(DVD ) (42 ) / INDEX(VIDEO CD ) (42 )	(DVD) (VIDEO CD)
ALBUM(MP3 ) (35, 41 )	(MP3)
TRACK(Super Audio CD/CD/ MP3 ) (35, 41 )	(Super Audio CD/ CD/MP3)
INDEX(Super Audio CD/CD ) (42 )	(Super Audio CD)
TIME(42 )	

 AUDIO(DVD/VIDEO CD/ Super Audio CD/CD ) (46 )	
 SUBTITLE(DVD ) (53 )	
 ANGLE(DVD ) (52 )	
 PLAYMODE(VIDEO CD/ Super Audio CD/CD/MP3 ) (38 )	
 REPEAT(39 )	( / ) / / / ,
 CUSTOM PARENTAL CONTROL(54 )	

 DVD DISPLAY :



 REPEAT “OFF”  
“ANGLE”

가



---

TV

66

65

- (5)
- (1)
- AM (1)
- FM (1)
- (5 m × 4, 15 m × 2)
- (1)
- RM - SS880(1)
- R6(AA ) (2)
- (20)
- ( ) (1)
- 21 (1)( )

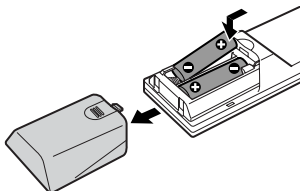


R

R6(AA )

2

⊕ ⊖



가

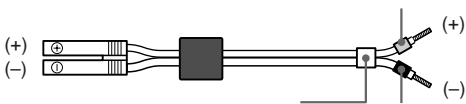
가

1:

25

( , )

1~3

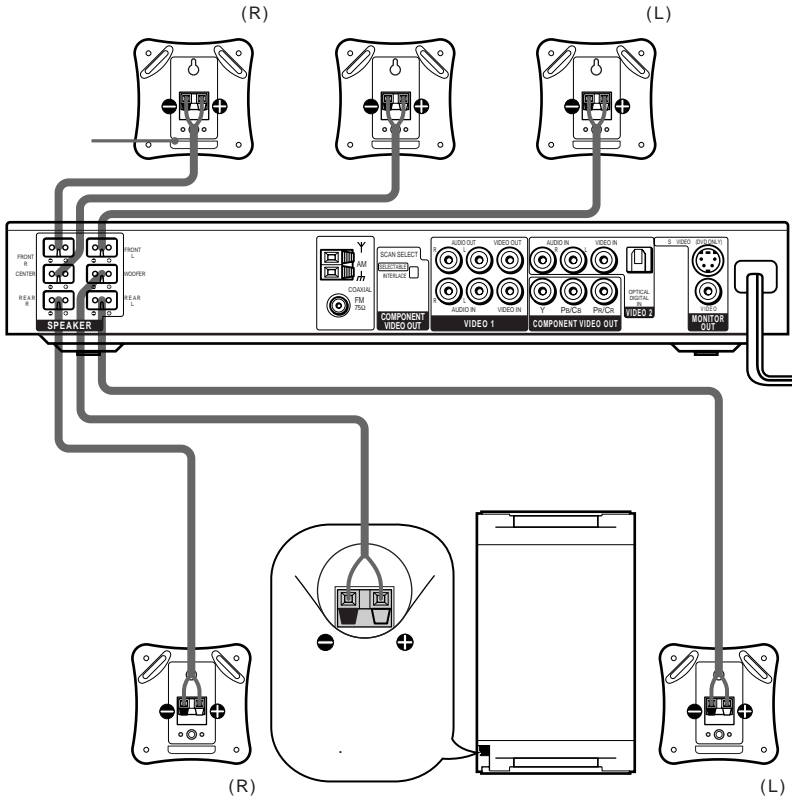


SPEAKER FRONT L ( ) R ( )

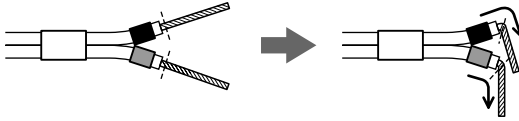
SPEAKER REAR L ( ) R ( )

SPEAKER CENTER ( )

SPEAKER WOOFER ( )



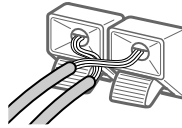

/ ( ) ( , , )



가

가

가



, AC

( )

가

가

가

가

27



⊕ ⊕, ⊖ ⊖

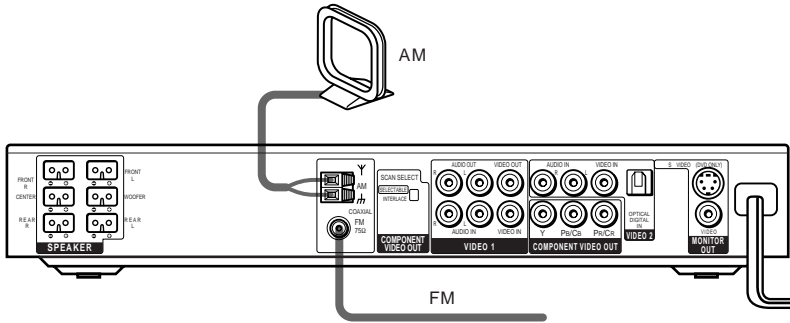
가

가

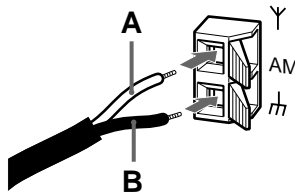
2:

AM/FM

AM	AM
FM	FM 75 Ω COAXIAL



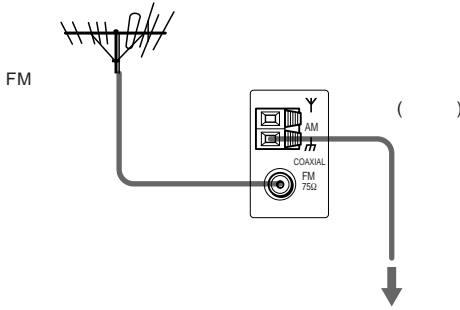
- AM 가
- FM 가
- FM 가 (B) 가 (A)
- AM 가



FM  
75-ohm

( )

FM



가 가

가

가

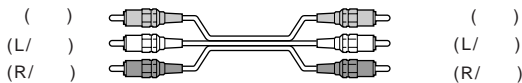
가

# 3: TV

TV



/ ( )

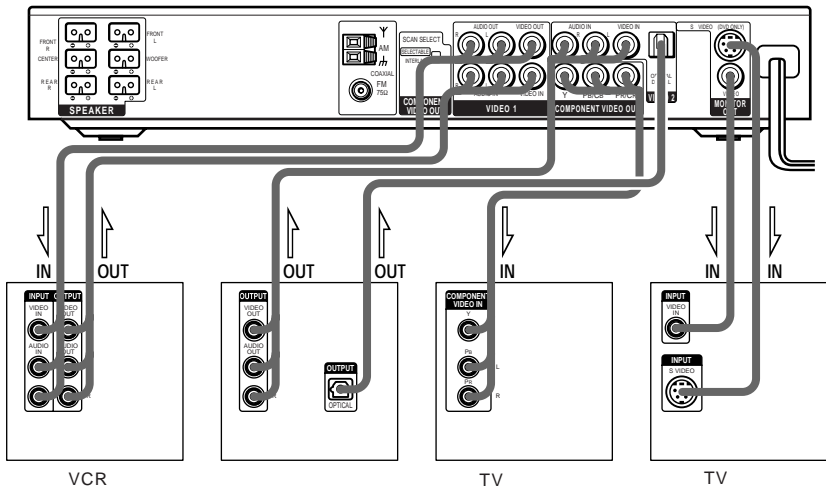


TV	MONITOR OUT
VCR	VIDEO 1
	VIDEO 2


TV S S .S

TV COMPONENT VIDEO OUT (Y, Pb/Cb, Pr/Cr)  
 TV COMPONENT VIDEO OUT (Y, Pb/Cb, Pr/Cr)  
 TV가 "COMPOONENT OUT" "PROGRESSIVE" (67) "SCREEN SETUP"

- PROGRESSIVE TV 가 PROGRESSIVE TV가 "SCREEN SETUP" "PROGRESSIVE"가 TV PAL
- FUNCTION VIDEO 1 L/R VIDEO 1 AUDIO OUT L/R
- VIDEO 1 AUDIO 2CH STEREO 가
- 가 "DVD" (FUNCTION "DVD") S VIDEO
- 가 "DVD" (FUNCTION "DVD") "SCREEN SETUP" "PROGRESSIVE"가 COMPONENT VIDEO OUT MONITOR OUT VIDEO S VIDEO 가



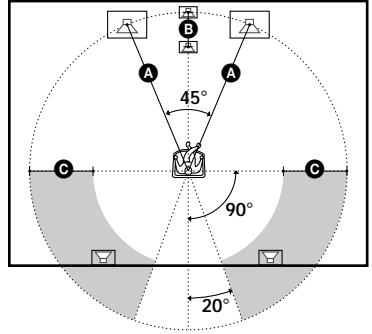
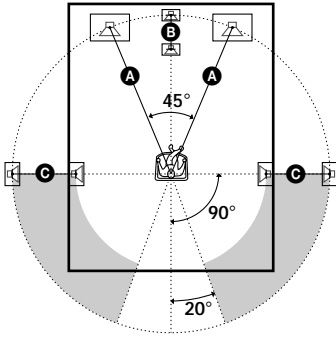
VIDEO 1/VIDEO 2 VIDEO IN MONITOR OUT VIDEO  
 . MONITOR OUT S VIDEO 가 .  
 OPTICAL 가  
 VIDEO 2 VIDEO IN AUDIO L/R  
 . OPTICAL 가 OPTICAL  
 IN .  
 가 2 .



TV  
 NTSC PAL  
 TV PAL \*  
 . PAL ( )  
 . NTSC DAV - S550 ( )  
 \* TV NTSC 가 NTSC NTSC

4: AC ( )  
 AC ( ) ( )  
 (17 ).  
 TV/ AC ( ) ( )

(A).  
 4.6 가 (C) 1.0 15.0 m(A)  
 1.6 가 (B),

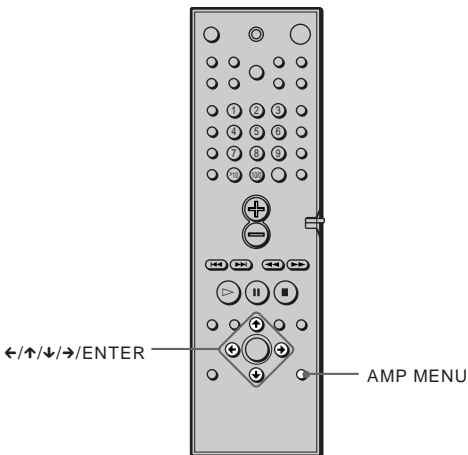


(TV )  
 가  
 가 CRT TV  
 TV 0.3 가  
 가  
 가 ...  
 TV 가 15~30  
 가 ...  
 TV 가  
 가 ...  
 가 가  
 TV , ,



(69 ) .

## SPEAKER SETUP



1 AMP MENU

♪ SP. SETUP

2 ↑/↓

• ♪ SP. SETUP

3 ←/→

가

4 2 3

♪ SP.SETUP

가

### ■ SIZE

CENTER REAR

• CENTER( )

- YES:

- NO:

• REAR( )

- YES:

“가 ”

Digital Cinema Surround

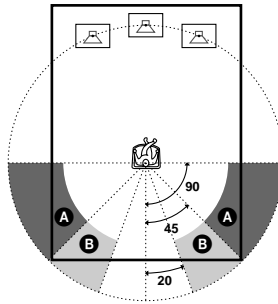
가

- NO:

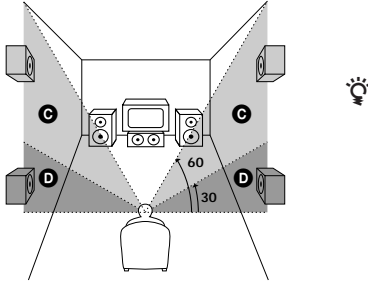
■ DISTANCE

- F. D. 5 m( )  
1.0 15.0 m 0.2 m
  - C. D. 5 m( )  
0.2 m 1.6 m 가
  - R. D. 3.4 m( )  
4.6 m 가 0.2 m
- 가 가 가

“REAR” “NO”



- R. P. BEHIND (B)
- R. P. SIDE (A)



• R. H. LOW

**D**

• R. H. HIGH

**C**

“REAR” “NO”

**1** AMP MENU

♪ LEVEL

**2** ↑/↓

T.TONE

←/→

T.TONE ON

10

3

“T.TONE ON”

AMP MENU

10

TEST TONE

TEST TONE

TEST TONE

3

**3**

• ♪ LEVEL

↑/↓

**4**

←/→

**5**

2 4

♪ LEVEL

가

**6**

↑/↓

T.TONE

←/→

T.TONE OFF

■ BALANCE

• F. \_\_\_ | \_\_\_ ( )

(

6

가 )

• R. \_\_\_ | \_\_\_ ( )

(

6

가 )

■ LEVEL

- C. LEVEL(0 dB)( )  
 .(-6 dB +6 dB 1 dB 가 )
- R. LEVEL(0 dB)( )  
 .(-6 dB +6 dB 1 dB 가 )
- S.W.LEV.(0 dB)( )  
 .(-6 dB +6 dB 1 dB 가 )



- 가
- 가 가

VOLUME

AMP MENU

AMP MENU

♪ CUSTOMIZE . ↑/↓

■ DIMMER

2

■ MEMO. CLR.

- N(No):
- Y(Yes): ENTER Y “Really? N” “Really? Y”가  
 ENTER “Really? Y” “ALL CLEAR!”가

■ 2CH MODE

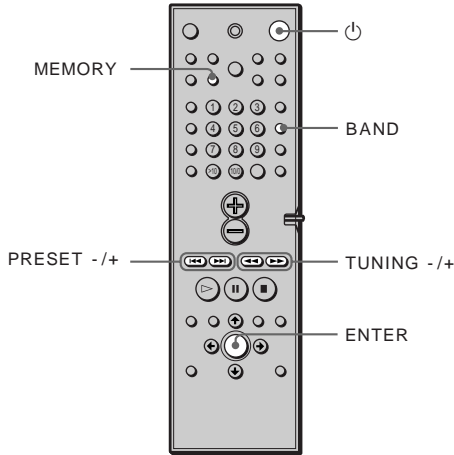
Logic II 가 Dolby Pro Logic II Dolby Pro  
 5.1 2  
 “NORMAL SURROUND” 2  
 AMP MENU ♪ 2CH MODE . ↑ ( )  
 가 ) <=> 8

- PLII MOVIE(Pro Logic II Movie): Pro Logic II  
 Dolby Surround
- PLII MUSIC(Pro Logic II Music): Pro Logic II  
 CD
- PRO LOGIC: Pro Logic . 2 4




Dolby Pro Logic II DTS MPEG Super Audio CD

FM 20 , AM 10  
가



1 BAND  
BAND AM FM

2 TUNING + - 가 가  
가 . "TUNED" "ST" ( )



3 MEMORY  
가



4 PRESET + -



5 ENTER

COMPLETE



FM 7 91.40 MHz  
TUNED ST

6 1 5

가

2 TUNING + -

1

AM

( , , )

AM

9 kHz( 10 kHz)

AM

AM

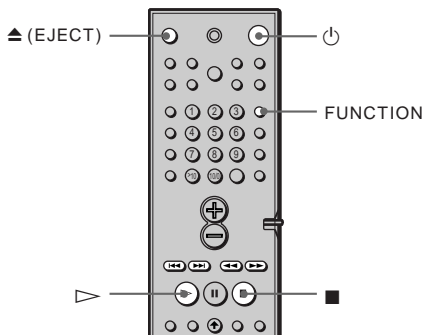
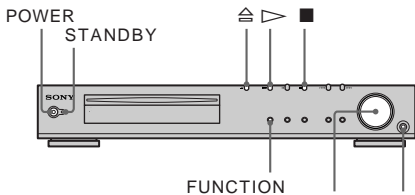


■( )

AM

DVD VIDEO CD SA-CD CD MP3

DVD VIDEO CD 가



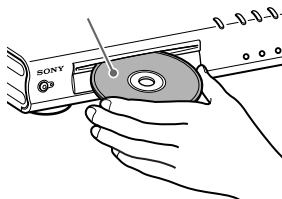
1 TV

2 TV

3 POWER 가 "DVD" FUNCTION "DVD"

4

가



"READY!"가 가

"READY!"가

5



( )

5

가 TV 가

DVD(33 ), VIDEO CD(34 ).

스 가 스 "READY!"가

POWER



스 STANDBY

POWER

POWER

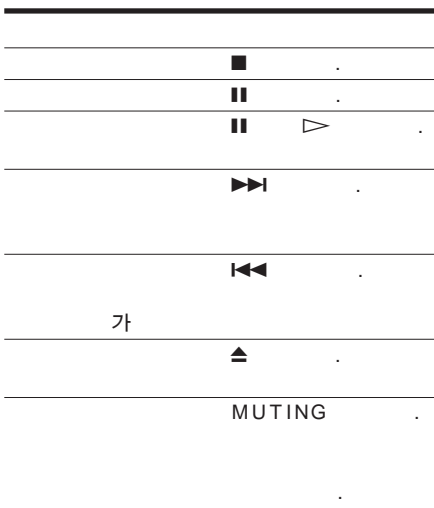
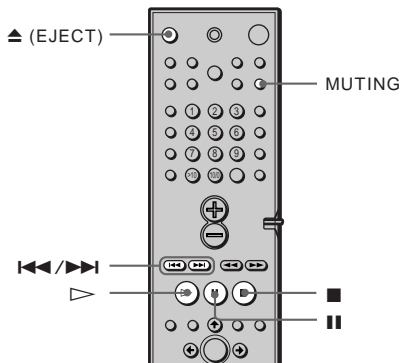
가





  
 STANDBY



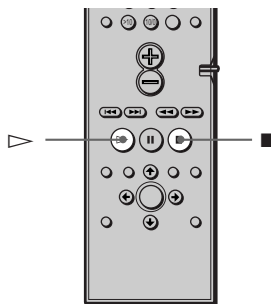


(Resume Play)



■  
 “RESUME”  
  
 가

Resume Play



1

■  
“RESUME”

“RESUME”  
Resume Play

2



1





POWER

가  
가

# DVD

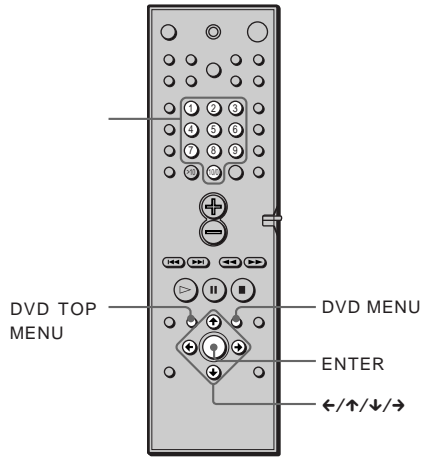


1 DVD “ ”

DVD  
DVD TOP MENU

DVD

DVD MENU



---

**1** DVD TOP MENU      DVD  
MENU                                  가  
TV    가

---


**2** ←/↑/↓/→

---

**3** ENTER

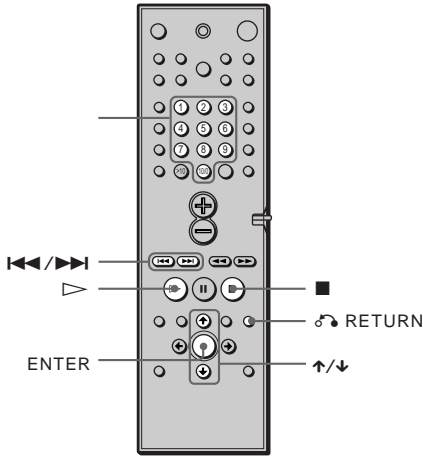
---

# PBC VIDEO CD

(PBC Playback) 

PBC(Playback Control)

PBC Playback TV  
VIDEO CD



가  
RETURN  
PBC  
ENTER  
TV "Play without PBC(PBC)"가  
PBC Playback 가  
VIDEO CD 3 "ENTER"  
가 "SELECT" 가

**1** PBC VIDEO CD

가

**2** ↑/↓

**3** ENTER

**4**

VIDEO CD 가  
가

# MP3

MP3

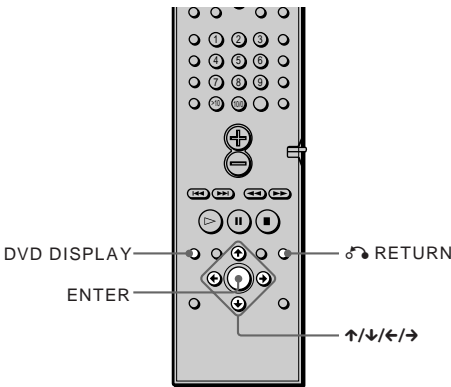
MP3(MPEG1 3)  
CD(CD-ROM/CD-R/CD-RW)

1 MP3

2 ▷

MP3

32 kHz, 44.1 kHz, 48 kHz  
MP3




1 DVD DISPLAY

MP3

2 ↑/↓

(ALBUM)  
ENTER →

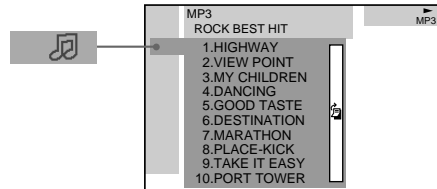


3 ↑/↓

ENTER

4 ↑/↓

(TRACK)  
ENTER



가

→

↑/↓

5 ↑/↓

ENTER

가

RETURN ←

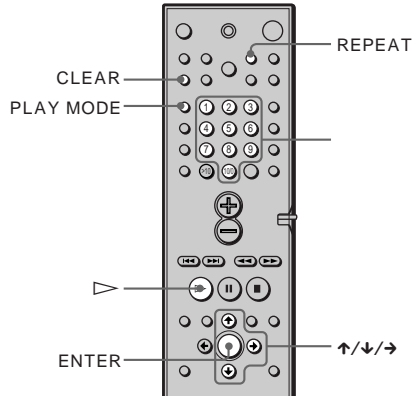
DVD DISPLAY



- MP3 ID3 가 ID3
- MP3 “.MP3”
- 가
- 가 MP3PRO
- CD MP3
- CD
- MP3 CD
- 가 CD

25

(Program Play)



1

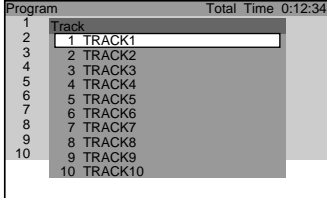
“PROG”  
PLAY MODE

TV 가

Program	Total Time 0:12:34
1	
2	
3	
4	
5	
6	
7	
8	
9	
10	

2 →

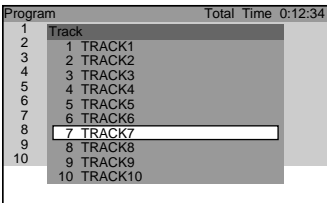
( "1" )  
. MP3  
가



가 →  
↑/↓

3

"7"

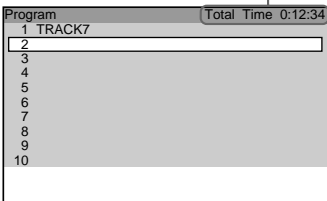


4 ↑/↓

ENTER

"7"

(MP3 )



5

2~4

6 ▷

Program Play

Program Play가



CLEAR

PLAY MODE

2 CLEAR



REPEAT

Repeat Play  
Program Play  
"REPEAT" "ALL"

• Program Play DVD

• MP3  
"-----"가

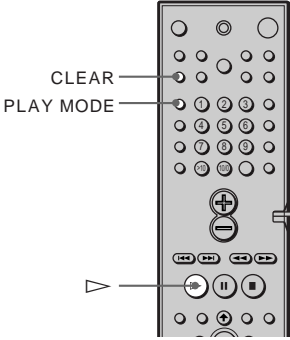
(Shuffle Play)



“ ”

“

”



1

“SHUFFLE”  
PLAY MODE

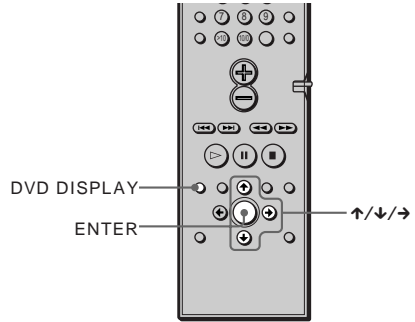
MP3

2



가  
CLEAR

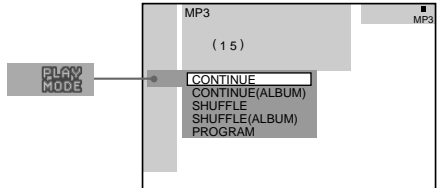
(MP3 )



1 DVD DISPLAY  
가

2 ↑/↓

PLAY MODE (PLAY MODE)  
ENTER →



3 ↑/↓ SHUFFLE  
SHUFFLE(ALBUM)  
ENTER

4 ▶

Shuffle Play가

Shuffle Play가

- 
- 
- 

- SHUFFLE → CONTINUE
- SHUFFLE(ALBUM) → CONTINUE(ALBUM)

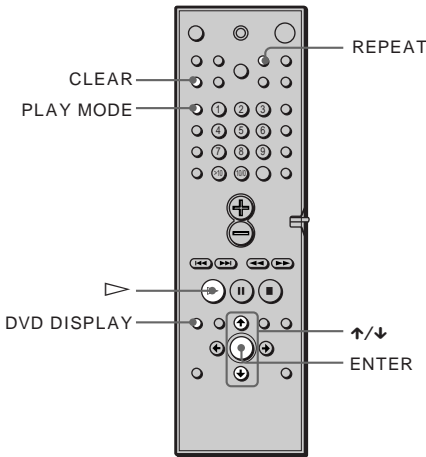
(Repeat Play)

DVD VIDEO CD SA-CD MP3

1 / /

Shuffle Program Play

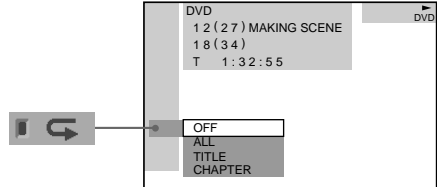
VIDEO CD PBC Repeat Play (34)



# 1 DVD DISPLAY 가

2 ↑/↓ (REPEAT) ENTER "OFF" "REPEAT"

# 3 Repeat Play



- DVD
- OFF:
- ALL:
- TITLE:
- CHAPTER:

VIDEO CD/Super Audio CD/CD/MP3 Program Play가 OFF

- OFF:
- ALL:
- TRACK:

Program Play가 ON

- OFF:
- ALL: Program Play

Repeat Play CLEAR

Repeat Play "REPEAT" Repeat Play가

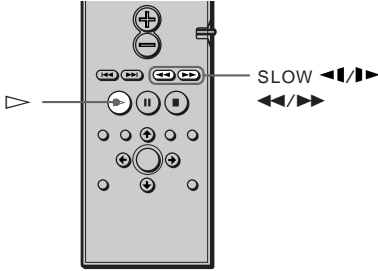
"REPEAT" REPEAT

Repeat Play

DVD Repeat Play

(Scan, Slow-motion

Play) DVD VIDEO CD SA-CD CD



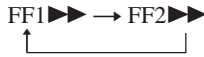
- DVD/VIDEO CD
- MP3

(Scan)



(DVD/VIDEO CD/Super Audio

CD )  
Scan



FF2▶▶/FR2◀◀ FF1▶▶/  
FR1◀◀

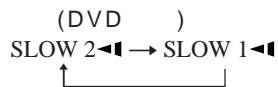
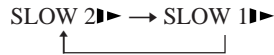
(Slow-motion

Play) DVD VIDEO CD

DVD VIDEO CD

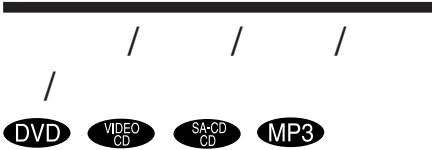
가 ▶▶ ◀◀  
▶▶ Slow-motion Play ◀◀ ▶▶  
가

2 가



SLOW 2▶▶/SLOW 2◀◀  
SLOW 1▶▶/SLOW 1◀◀





(DVD) (DVD), (CD, VIDEO CD, Super Audio CD, MP3), (VIDEO CD, Super Audio CD), (MP3)

가 (TIME SEARCH).

■ DVD (TITLE)

■ VIDEO CD (TRACK)

■ Super Audio CD

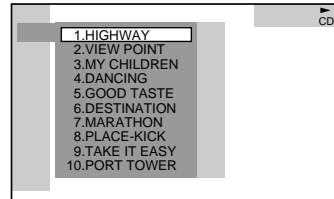
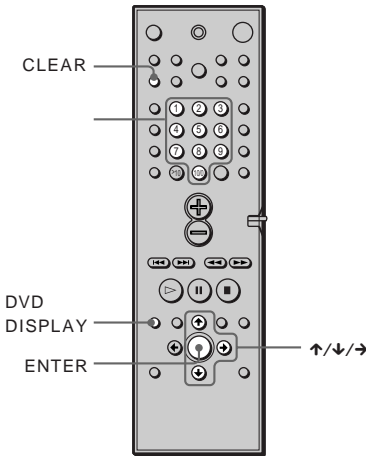
(TRACK)

■ CD (TRACK)

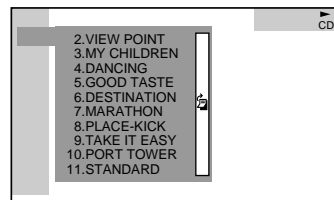
■ MP3 (ALBUM) (TRACK)

(TRACK)

SEARCH).



가



**1** DVD DISPLAY 가

**2** ↑/↓ ENTER

**3** ↑/↓ ENTER

/

# 1 DVD DISPLAY 가

## 2 ↑/↓

■ DVD

 (CHAPTER)

■ VIDEO CD

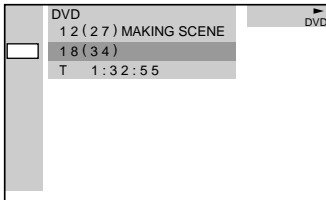
 (INDEX)

■ Super Audio CD

 (INDEX)

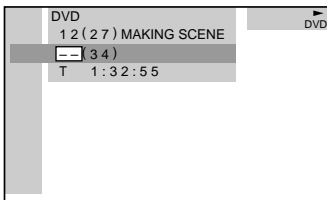
:  (CHAPTER)

“\*\*(\*\*)”가 (\*\*  
).



## 3 ENTER

“\*\*(\*\*)”가 “-(\*\*)”

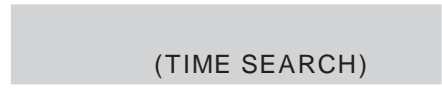


## 4 ↑/↓

CLEAR

## 5 ENTER

가 DVD  
DISPLAY



## 1 2 (TIME)

“T \*\*:\*\*\*:\*\*\*”( )

## 2 ENTER

“T \*\*:\*\*\*:\*\*\*”가 “T --:--:--”

## 3

ENTER

2 10 20  
“2:10:20”



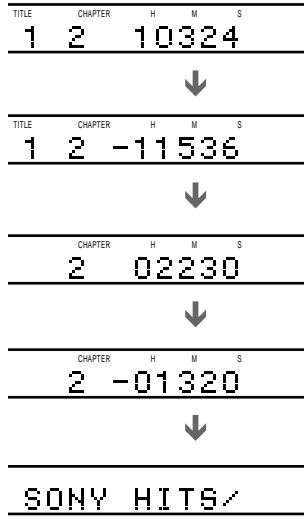

• VIDEO CD

DVD



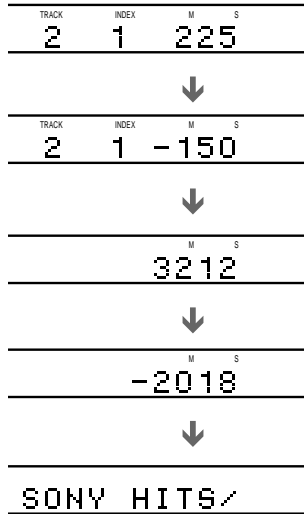
DVD  
Super Audio CD, CD, VIDEO CD, MP3

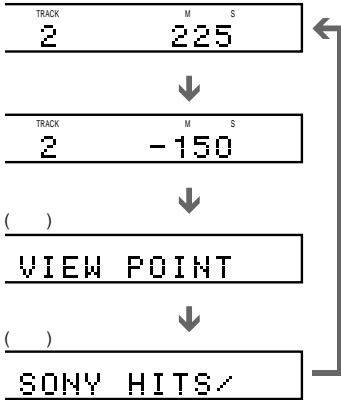
(11 ).



VIDEO CD(PBC ) Super  
Audio CD, CD

TIME .  
TIME

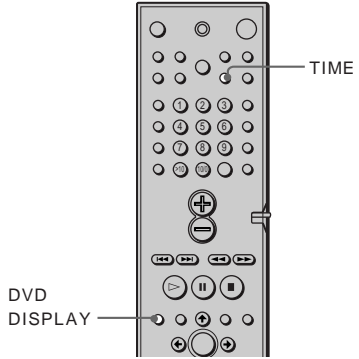




- ID3 1 가
- ID3 MP3 가 ( )
- ID3 ASCII ISO ASCII " " Joliet " " 가
- VBR(가 ) MP3 가
- PBC VIDEO CD 가
- TV 가
- Super Audio CD 가

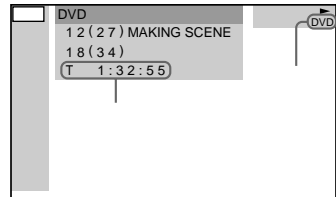


DVD/CD/Super Audio  
 CD MP3 / /ID3  
 ( )



# 1 DVD DISPLAY

가



# 2 TIME

■ DVD

- T \*\*:\*:\*\*
- T-\*\*:\*:\*\*
- C \*\*:\*:\*\*
- C-\*\*:\*:\*\*

■ VIDEO CD  
(PBC )

- \*\*:\*:\*\*

■ VIDEO CD(PBC )  
Super Audio CD, CD

- T \*\*:\*:\*\*
- T-\*\*:\*:\*\*
- D \*\*:\*:\*\*
- D-\*\*:\*:\*\*

■ MP3

- T \*\*:\*:\*\*
- T-\*\*:\*:\*\*

가  
DISPLAY

DVD



- 
- 

가  
가

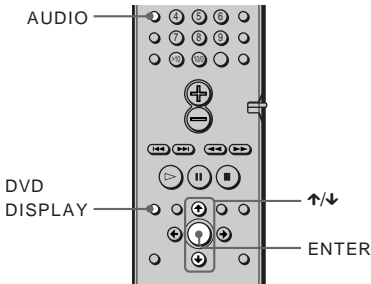


DVD

DVD

DVD (PCM, DTS)  
Dolby Digital, MPEG

CD VIDEO CD



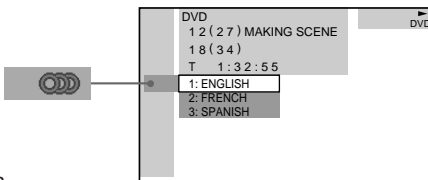
# 1 DVD DISPLAY

가

# 2 (AUDIO)

ENTER

AUDIO



# 3

■ DVD

DVD

가

4

가  
81

가

가

DVD

■ VIDEO CD CD

• STEREO:

• 1/L:

• 2/R:

( )  
( )

■ Super Audio CD

Super

Audio CD

• MULTI:

• 2CH:

2

• CD:

CD

Super Audio CD  
3가

Super Audio CD

# 4 ENTER

가

DVD DISPLAY

AUDIO

AUDIO

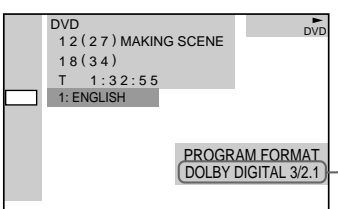
• DVD  
가

가



“AUDIO”

Dolby Digital  
5.1  
DVD  
DVD



• Dolby Digital 5.1ch

PROGRAM FORMAT  
DOLBY DIGITAL 3/2.1

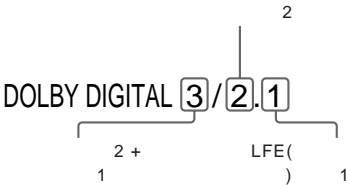
• DTS

PROGRAM FORMAT  
DTS 3/2.1

- LS RS, S 가
- MPEG AUDIO PCM( ) 가

\* “PCM”, “MPEG”, “DTS”, “DOLBY DIGITAL”, “DOLBY DIGITAL”

Dolby Digital 5.1ch :



• PCM( )

PROGRAM FORMAT  
PCM 48kHz 24bit

• Dolby Surround

PROGRAM FORMAT  
DOLBY DIGITAL 2/0  
DOLBY SURROUND

(Auto Decoding)



(Dolby Digital, DTS, 2 )

가 ( / )

(Dolby Digital LFE )

가



SOUND FIELD

“AUTO DECO.(AUTO DECODING)”가  
SOUND FIELD -/+  
SOUND FIELD



. 가

-/+ SOUND FIELD  
SOUND FIELD

Auto Decoding	AUTO DECO
	N.SURROUND
Cinema Studio EX A	C.S.EX A*
Cinema Studio EX B	C.S.EX B*
Cinema Studio EX C	C.S.EX C*
	HALL
	JAZZ CLUB
	L.CONCERT
	GAME
2	2CH STEREO

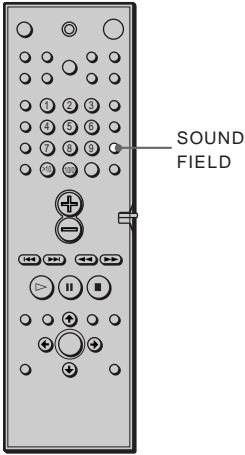
\* DCS

DCS(Digital Cinema Sound)  
Sony Pictures Entertainment  
Sony

Sony  
DSP(Digital Signal Processor)  
“Digital Cinema Sound”

“Digital Cinema Sound”





C.S.EX C(Cinema Studio EX C)  
Sony Pictures Entertainment

Cinema Studio EX 3가  
Cinema Studio EX

- Virtual Multi Dimension 1가  
5가

- Screen Depth Matching 가

“ ”

- Cinema Studio Reverberation

Cinema Studio EX 3

- 가 가 가
- 가 가 가

### Cinema Studio EX

Cinema Studio EX Dolby Digital  
DVD

Sony Pictures Entertainment

“C.S.EX A( B, C)”가  
SOUND FIELD -/+  
SOUND FIELD

C.S.EX A(Cinema Studio EX A)  
Sony Pictures Entertainment “Cary  
Grant Theater”

SOUND FIELD -/+  
SOUND FIELD

C.S.EX B(Cinema Studio EX B)  
Sony Pictures Entertainment “Kim  
Novak Theater”

가 SF

N. SURROUND( )  
가



(Sound Field

Link).  
DVD TUNER

2 가  
Dolby Pro Logic II  
Dolby Pro Logic II  
(28 ).

HALL DVD  
가 DVD  
HALL

HALL( )



JAZZ CLUB( )

- Dolby Digital

- Dolby Surround

L. CONCERT( )  
300

DTS  
- DTS Digital Surround 가

GAME( )

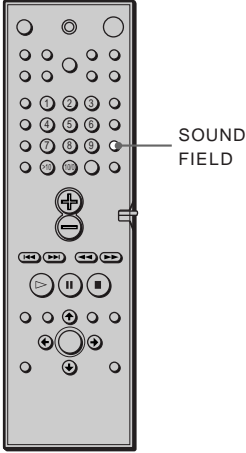
가 96 kHz  
48 kHz( )

HP. THEATER( )  
PHONES  
HEADPHONE THEATER

Dolby Digital  
DTS 5.1ch  
(AUTO DECODING  
2CH STEREO ) 가  
가

“AUTO DECO.” “2CH  
STEREO”가  
SOUND FIELD - / +  
SOUND FIELD

(2 )

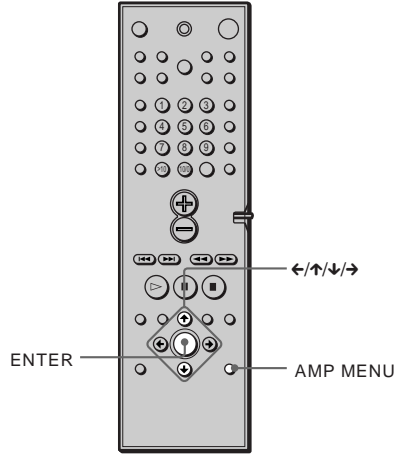


“2CH STEREO”가  
SOUND FIELD -/+  
SOUND FIELD

가 2  
( )  
2



(27 ) 가



1 가

2 AMP MENU  
♪ LEVEL

3 ↑/↓

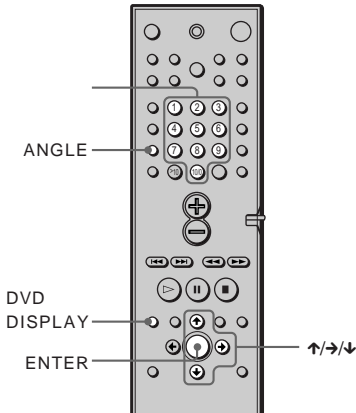
4 ←/→

가  
가

DVD

DVD ( )

“ANGLE”  
가

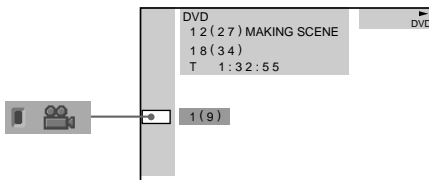


**1** DVD DISPLAY

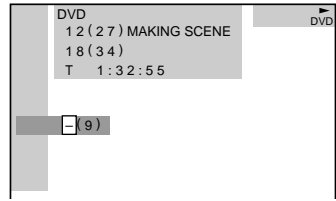
가

**2** ↑/↓ (ANGLE)

가



**3** → ENTER  
가 “-”



**4** ↑/↓ ENTER

가 DVD  
DISPLAY

ANGLE

DVD DVD

가

3 ↑/↓ 가

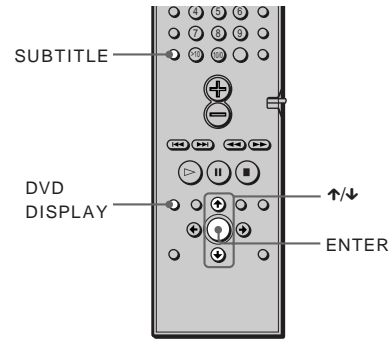
4 가  
.81 가

4 ENTER

SUBTITLE  
3 "OFF"

가 DVD  
DISPLAY  
SUBTITLE SUBTITLE

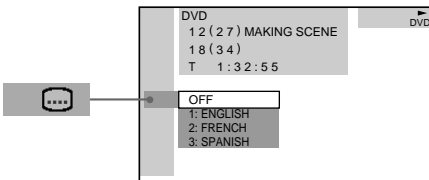
DVD  
가



1 DVD DISPLAY

가

2 ↑/↓ (SUBTITLE)  
ENTER  
SUBTITLE



(CUSTOM PARENTAL CONTROL, PARENTAL CONTROL)

2

• Custom Parental Control

• Parental Control DVD

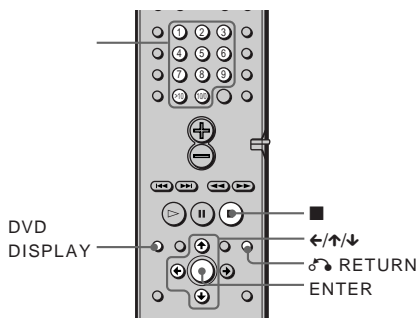
Parental Control Custom Parental Control

Custom Parental Control



25

26



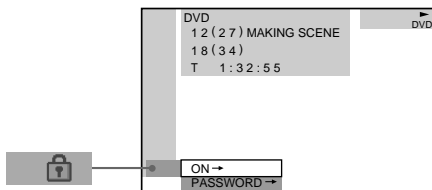
1

가

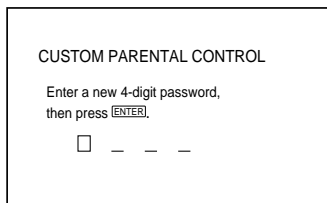
2

DVD DISPLAY 가

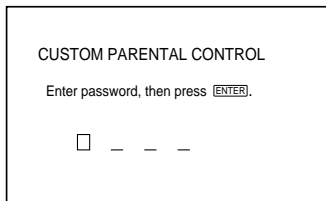
3 ↑/↓ (CUSTOM PARENTAL CONTROL) ENTER "CUSTOM PARENTAL CONTROL"



4 ↑/↓ "ON →" ENTER



4 ENTER



5 ENTER 4  
 “Custom parental control is set.  
 ( )”가

ENTER ←

RETURN 3

가 DVD  
 DISPLAY

Custom Parental Control

1 4 “OFF →”  
 ENTER

2 4  
 ENTER

1 4 ↑/↓  
 “PASSWORD →”  
 ENTER

2 4  
 ENTER

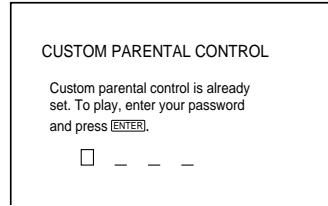
3 4  
 ENTER

4 ENTER

## Custom Parental Control

### 1 Custom Parental Control

CUSTOM PARENTAL CONTROL



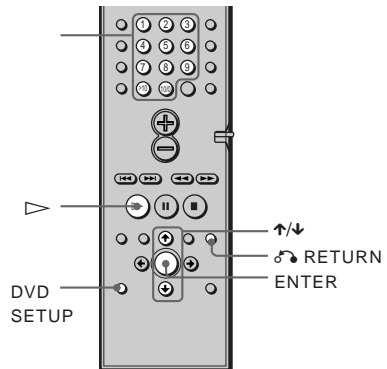
2 4  
 ENTER

가  
 PARENTAL CONTROL CUSTOM  
 “199703”  
 ENTER 6 4

(Parental Control) DVD

DVD

“Parental Control”

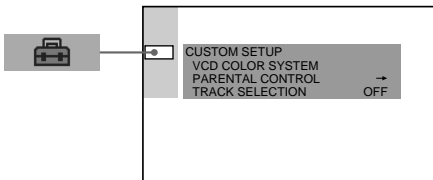


---

**1** DVD SETUP

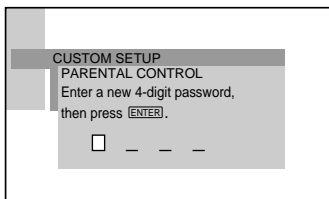
---

**2** ↑/↓ “CUSTOM SETUP”  
ENTER  
“CUSTOM SETUP”

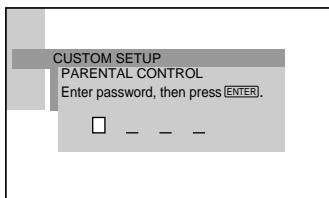


---

**3** ↑/↓ “PARENTAL CONTROL”  
→”  
ENTER

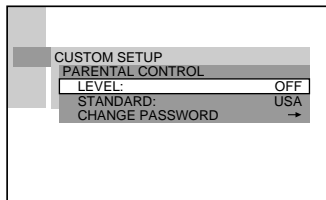


4  
ENTER



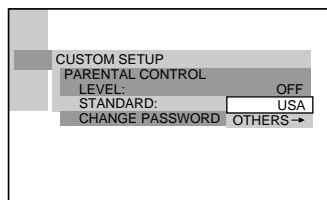
---

**4** ENTER



---

**5** ↑/↓ “STANDARD”  
ENTER  
“STANDARD”



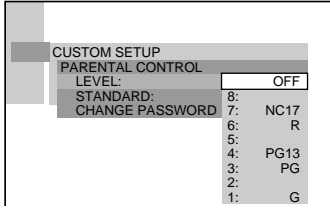
---

**6** ↑/↓ ENTER

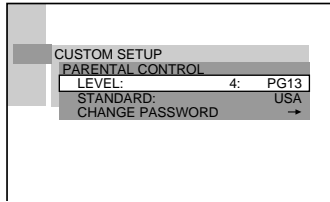
“OTHERS →” 58



7 ↑/↓ “LEVEL”  
 ENTER  
 “LEVEL”



8 ↑/↓  
 ENTER  
 Parental Control



가

## Parental Control

1 ▷  
 PARENTAL CONTROL

2 4  
 ENTER

💡 ” 1~5 “

“199703” ENTER  
 3 4

▷  
 PARENTAL CONTROL

• Parental Control DVD

• DVD Control Parental 가

Resume Play 가

↶ RETURN

DVD SETUP

Parental Control

DVD

8 “LEVEL” “OFF”

1 5 ↓ “CHANGE  
 PASSWORD →” ENTER

2 3

	2376	2046
	2379	2254
	2390	2248
	2543	2238
	2115	2276
	2109	2092
	2489	2090
	2363	2079
	2362	2528
	2057	2427
	2070	2436
	2086	2174
	2499	2165
	2149	2424
가	2501	2304
	2044	2047
	2184	2219

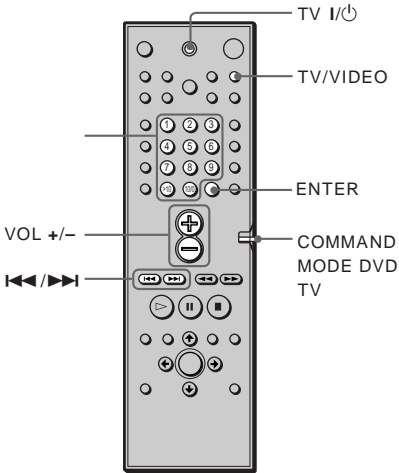
# TV

TV

(SONY)

가

TV



TV I/⏻

TV

( )  
ENTER  
TV I/⏻

가 TV  
가

TV

## TV

SONY	001
DAEWOO	002, 004, 005, 006, 007, 015
FISHER	008
GOLDSTAR	002, 003, 011, 012, 015, 034
GRUNDIG	017, 034
HITACHI	002, 013, 014, 015
ITT/NOKIA	021, 022
JVC	016
MAGNAVOX	002, 003, 018
MITSUBISHI/MGA	002, 003, 019
NEC	002, 003, 020
PANASONIC	009, 024
PHILIPS	015, 018
PIONEER	009, 025, 026, 040
RCA/PROSCAN	002, 010, 027, 028, 029
SAMSUNG	002, 003, 015, 031, 032, 033, 034
SANYO	008, 044, 045, 046
SHARP	035
TELEFUNKEN	023, 036, 037, 038
THOMSON	030, 037, 039
TOSHIBA	035, 040, 041
ZENITH	042, 043

## CATV

SONY	101
HAMLIN/REGAL	123, 124, 125, 126, 127
JERROLD/GI	102, 103, 104, 105, 106, 107, 108, 109, 119, 131
OAK	128, 129, 130
PANASONIC	120, 121, 122
PIONEER	115, 116
SCIENTIFIC ATLANTA	110, 111, 112
TOCOM	117, 118, 131
ZENITH	113, 114

TV

TV

가		
TV	TV	
TV/VIDEO	TV	TV

TV DVD  
 COMMAND MODE DVD TV  
 TV DVD  
 DVD  
 COMMAND MODE DVD TV  
 DVD  
 COMMAND MODE DVD

TV

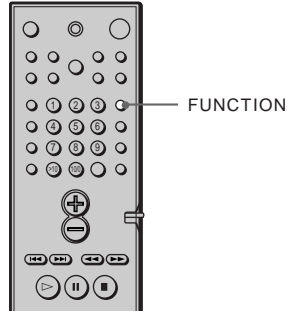
DVD		TV
1 9,*	DVD	TV
>10, 10/0		
ENTER	DVD	가
		12
		가
	DVD	TV CH -
	DVD	TV CH +
	VOL +	VOL +
	VOL -	VOL -

\* 2 >10  
 >10 ( 2 5 25 )

• TV TV  
 • TV  
 • TV TV  
 TV

VIDEO 1  
VCR

VIDEO 2

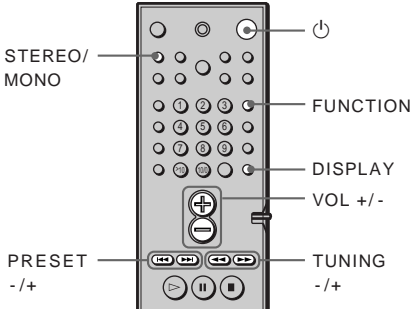


VIDEO 1  
 VIDEO 2가  
 FUNCTION  
 FUNCTION

DVD → VIDEO 1 → VIDEO 2 →  
 TUNER → DVD...

VCR,

(29 " ).



# 1 TUNER가 FUNCTION



# 2 PRESET + -

# 3 VOL +/-



2

TUNING +

TUNING +

FM 가  
 "MONO" STEREO/MONO



DISPLAY  
DISPLAY



\*

(62 ).

(RDS)

( )

?

(RDS)

가

RDS

RDS

FM

\*

RDS  
가  
가 RDS가

\* FM

RDS

RDS

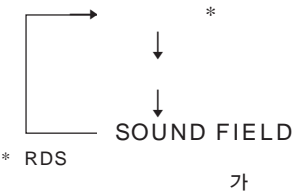
RDS

가

RDS

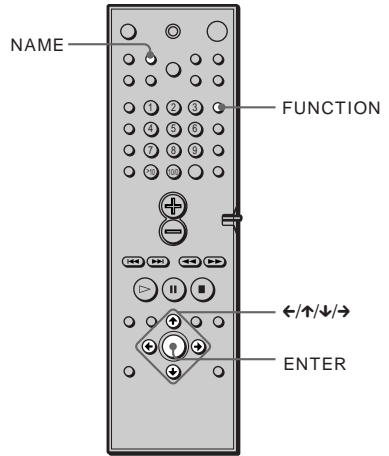
FM  
RDS

RDS  
DISPLAY



8

( "XYZ")



# 1 TUNER가 FUNCTION

FUNCTION

DVD → VIDEO 1 → VIDEO 2 →  
TUNER → DVD...

# 2

61

---

**3** NAME .

---

**4**

↓/↑

→

←

→

↓/↑

---

**5** ENTER .

---

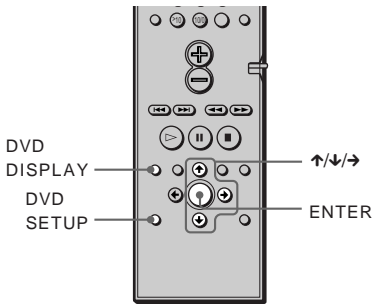
2 5 .



가

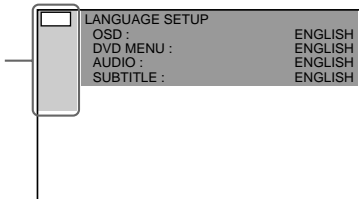
65 - 71

82



1

DVD SETUP



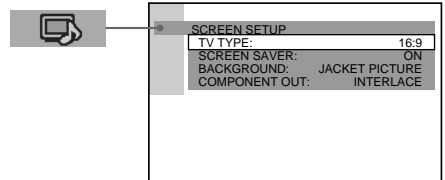
2

↑/↓ “LANGUAGE SETUP”, “SCREEN SETUP”, “CUSTOM SETUP”, “SPEAKER SETUP”, “RESET”

ENTER



: “SCREEN SETUP”



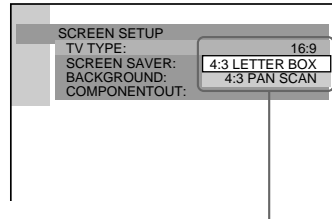
3

↑/↓  
ENTER



EN-

: “TV TYPE”

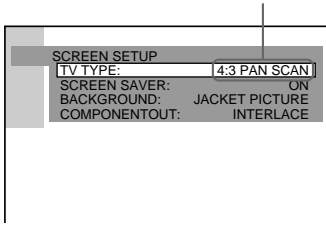




4 ↑/↓

ENTER

: "4:3 PAN SCAN"



DVD DISPLAY DVD SETUP

2 "RESET" (PARENTAL CONTROL) 82  
 "SETUP" ("PARENTAL CONTROL")  
 "RESET" ENTER "YES"  
 ("NO" ENTER  
 POWER

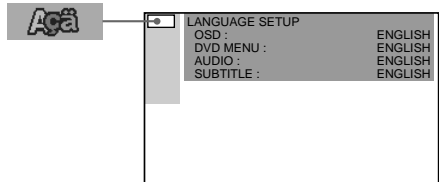
(LANGUAGE SETUP)



"LANGUAGE SETUP"

"LANGUAGE SETUP"

"(64 )"



- OSD( )
- DVD MENU(DVD )  
DVD
- AUDIO(DVD )
- SUBTITLE(DVD )

💡 “DVD MENU”, “SUBTITLE”, “AUDIO”  
“OTHERS →”

(81 ).  
“OTHERS →”

(4 )가



DVD

가 가

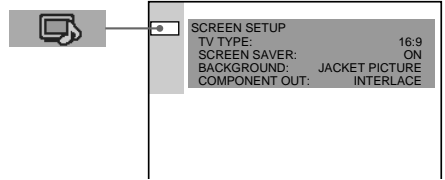
(“OSD” ).

(SCREEN  
SETUP) **DVD** **VIDEO CD** **SA:CD CD** **MP3**

TV

“SCREEN SETUP”

“(64 )



■ TV TYPE(DVD )

TV

(4:3

).

가

16:9	TV TV
4:3 LETTER BOX	4:3 TV 가
4:3 PAN SCAN	4:3 TV

16:9



4:3 LETTER BOX



4:3 PAN SCAN



DVD "4:3 PAN SCAN" "4:3 LETTER BOX" 가

■ SCREEN SAVER

15  
CD 15

( ) ▷

ON	
OFF	

■ BACKGROUND

CD TV

JACKET PICTURE	( ) (CD-EXTRA) ) "GRAPHICS"
GRAPHICS	
BLUE	
BLACK	

■ COMPONENT OUT  
COMPONENT VIDEO OUT

77, 78

INTERLACE	( ) TV
PROGRESSIVE	TV

- COMPONENT VIDEO OUT/SCAN SELECT 가 "SELECTABLE"
- "SCREEN SETUP" "PROGRESSIVE" MONITOR OUT VIDEO S VIDEO 가
- "SCREEN SETUP" "PROGRESSIVE"가 TV PAL

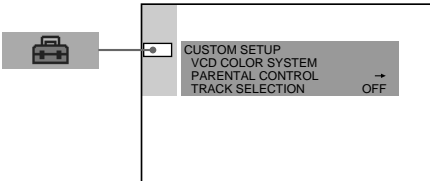
(CUSTOM

SETUP) DVD VIDEO CD SA-CD CD MP3

Parental Control

“CUSTOM SETUP”

“(64 )



■ VCD COLOR SYSTEM(

VIDEO CD )

AUTO	PAL NTSC TV가 DUAL AUTO
PAL	NTSC PAL
NTSC	PAL NTSC



- 
- 

TV

. 23

■ PARENTAL CONTROL → (DVD )  
DVD

“(Parental Control)”

(55 )

■ TRACK SELECTION(DVD )

(PCM, MPEG ,

DTS, Dolby Digital )

DVD 가 가

OFF	
AUTO	

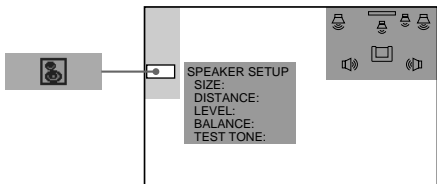


- “AUTO” 가  
가 . “TRACK SELECTION”  
“LANGUAGE SETUP” “AUDIO”  
(65 ).
- PCM DTS, MPEG , Dolby Digital  
가  
PCM, DTS, Dolby Digital,  
MPEG
- DVD 가  
DTS Dolby Digital “AUTO”  
MPEG

(SPEAKER SETUP)

“SPEAKER SETUP”

“(64 )



CLEAR

■ SIZE

CENTER REAR

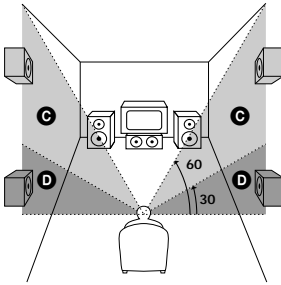
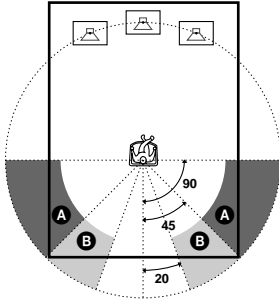
- FRONT
  - YES
- CENTER
  - YES:
  - NONE:
- REAR
  - BEHIND(LOW), BEHIND(HIGH),  
SIDE(LOW), SIDE(HIGH):  
Digital Cinema Surround
  - NONE:
- SUBWOOFER
  - YES

- 가
- 가

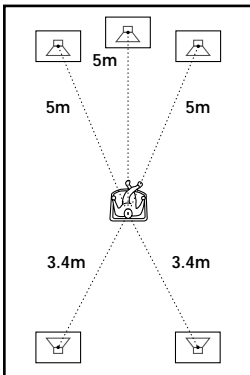
“REAR” “NONE”

<u>BEHIND (LOW)</u>	가 B
BEHIND (HIGH)	가 B
SIDE (LOW)	가 A
SIDE (HIGH)	가 A

“REAR” “NONE”



■ DISTANCE



FRONT <u>5 m</u>	1.0 15.0 m 0.2 m
CENTER <u>5 m</u>	0.2 m 1.6 m
REAR <u>3.4 m</u>	0.2 m 4.6 m



가  
가

■ LEVEL

“TEST TONE”  
“ON”

CENTER <u>0 dB</u>	(-6 dB +6 dB, 1 dB ).
REAR <u>0 dB</u>	(-6 dB +6 dB, 1 dB ).
SUBWOOFER <u>0 dB</u>	(-6 dB +6 dB, 1 dB ).

■ BALANCE

TONE” “ON” “TEST

FRONT CENTER	( 가 ).	6
REAR CENTER	( 가 ).	6

VOLUME  
VOL +/-

■ TEST TONE  
“BALANCE” “LEVEL”

OFF	
ON	“SPEAKER SETUP” 가



**1** DVD SETUP “SPEAKER SETUP”

**2** “TEST TONE” “ON” “TEST TONE”

**3** “BALANCE” “LEVEL”  
↑/↓ “BALANCE” “LEVEL”

**4** “TEST TONE” “OFF” “TEST TONE”



가



?

가

가

Sony

→ AC ( )가

→ 가

→ TV

→ TV (22 )

→ TV

→ TV가

“SCREEN SETUP”

“COMPONENT OUT”

“PROGRESSIVE”

COMPONENT

VIDEO OUT/SCAN SELECT

INTERLACE

TV

“COMPONENT OUT” “INTERLACE”

COMPONENT VIDEO

OUT/SCAN SELECT

SELECTABLE

→ TV가 (480p)

“COMPONENT OUT”

“PROGRESSIVE”

가

“COMPONENT OUT” “INTERLACE”

→ “SCREEN SETUP” “PROGRESSIVE”

MONITOR OUT VIDEO

S VIDEO 가

→ “SCREEN SETUP” “PROGRESSIVE”  
가 TV PAL

→ 가

→ 가 TV

DVD

가

TV

TV S

(22 )

“SCREEN SETUP” “TV TYPE”

→ DVD 가

→ TV NTSC

가

가

→ 가

→ 가

→ “MUTING ON”  
MUTING

→ 가

→ Play Slow-motion ▷

→ ▷

→ (24, 69 )



---

가

→ 가

→ BALANCE (27, 71 ).

---

가

→ 가

→ 가

→ TV 3 m

→ TV

→ 가

→

---

VIDEO CD CD

→ "AUDIO" (46 ).

→ "STEREO" (46 ).

→

---

Dolby Digital 가

→ "ON" (48 ).

→ (24, 69 ).

→ DVD 가 5.1

Dolby Digital MPEG

가 가

---

Dolby Digital MPEG 가

→ (24, 69 ).

→ DVD 가 5.1

Dolby Digital MPEG

가 가

---

가

→ 가

---

가

→ "ON" (48 ).

→ "cinema" 가 (48 ).

---

가

→

→ "ON" (48 ).

→ "CINEMA" 가 (48 ).



→ 가

→ 가 ( )

→ ( )

→ (29 )

→ DISPLAY

가

- 
- 
- 
- 

가

- 
- 

가  
가

- 
- 

가  
CD-ROM  
(8 )).

- DVD

가

- 

30

(4 )).

MP3

- 

DATA CD가 ISO9660 1/ 2  
Joliet MP3

- MP3

가 “.MP3”가

- 

“.MP3” MP3

- 

MP3PRO

MP3

- 

“ ”

- Program Play, Shuffle Play, Repeat Play  
가 (36, 38, 39 ).  
CLEAR

- Resume Play가

(32 ).

- TV , DVD, PBC 가

- 

DVD가

- 

가

가

- , Slow - motion Play,  
Repeat Play, Shuffle Play, Program  
Play

- 

가 가

- 

가  
“LANGUAGE SETUP”

“OSD”

(65 ).

- 

가  
DVD 가

- 

DVD

---

→ 가 DVD 가

→ DVD

---

→ DVD

---

→ DVD “ANGLE”

→ 가 DVD

---

→

가 POWER

---

→ DIMMER

---

5 가

→ 가 (76

).

---

“LOCKED”

가

→ Sony 가 Sony

---

“PROTECT”가

→ 가

---

가

---

# 가

( / 가 )

가  
(C 13 00 )가 5



---

3

C 13 가



(9 ).

---

C 31 가



---

E XXXX  
(XXXX ) 가

→ Sony 가  
Sony

5

: E 61 10

---

---

MP3

CD

---

DVD

. 1

---

(DCS)

Sony가

(Digital Cinema Sound)

---

Dolby Digital

Dolby Pro

Logic Surround

가

0.1

( "5.1"

6

가

가

---

Dolby Pro Logic Surround

Dolby Surround 가

Dolby Pro Logic Surround 2

4

Dolby Surround

Dolby Pro Logic Surround

Logic Surround . Dolby Pro

1

1

가

Dolby Pro Logic II  
Dolby Pro Logic II 2 5

가

2가 가

Surround

가

Dolby  
5.1

DVD

DVD

DVD  
( 24 )

TV  
DVD 30 (

60 )

DTS  
Digital Theater Systems, Inc.가

5.1

가

DTS

5.1

DVD

DVD

DVD

CD

8

1 DVD 4.7 GB(Giga Byte)  
CD 7

2 DVD 8.5 GB,

1 DVD 9.4 GB, 2 DVD  
17 GB

가 MPEG2

1/40 DVD

가

DTS

Dolby Digital, PCM,  
가

가

DVD

가

(PBC)  
 VIDEO CD(  
 2.0)  
 PBC VIDEO CD

( )  
 30 (60 )  
 60 가  
 480

DVD DVD 가  
 가 DVD 가  
 “ ” 가

PBC( ) VIDEO CD  
 “ ”

Super Audio CD  
 CD  
 3 가  
 CD Super Audio  
 CD 가

DVD 가

Super Audio CD CD, VIDEO CD,  
 MP3  
 1  
 (MP3 )

VIDEO CD  
 가 MPEG1  
 1/140  
 12 cm VIDEO CD  
 74  
 VIDEO CD  
 가  
 가  
 VIDEO CD  
 CD 6

VIDEO CD 2가  
 • 1.1: 가  
 • 2.0: 가  
 PBC

80 W + 80 W(1 kHz, THD 10 % 4 ohms)  
 : 80 W + 80 W  
 \*: 80 W  
 \*: 80 W + 80 W(1 kHz, THD 10 % 4 ohms)  
 \*: 100 W(100 Hz, THD 10 % 3 ohms)

\*

가 가 .

( ) VIDEO 1, 2:  
 : 150 mV  
 : 50 kilohms  
 ( ) VIDEO 2( ) (AUDIO ):  
 : -  
 ( ) VIDEO 1(AUDIO OUT):  
 : 2 V  
 : 1 kilohms  
 PHONES:

Super Audio CD/DVD

(Super Audio CD/DVD:  $\lambda=650$  nm)  
 (CD:  $\lambda=780$  nm)

:  
 NTSC NTSC/PAL  
 (2CH STEREO )  
 DVD(PCM): 2 Hz 22 kHz( $\pm 1.0$  dB)  
 CD: 2 Hz 20 kHz( $\pm 1.0$  dB)  
 80 dB (VIDEO 1(AUDIO) )  
 0.03 %

FM

PLL  
 87.5 - 108.0 MHz(50 kHz )  
 FM  
 75 ohms,  
 10.7 MHz

AM

PLL  
 , : 531 - 1,602 kHz(9 kHz )  
 : 531 - 1,602 kHz(9 kHz )  
 530 - 1,710 kHz(10 kHz )  
 450 kHz

가

VIDEO 1, 2 VIDEO IN : 1 Vp-p 75  
 VIDEO 1 VIDEO OUT : 1 Vp-p 75  
 MONITOR OUT VIDEO : 1 Vp-p 75  
                   S VIDEO : Y: 1 Vp-p 75 (DVD )  
                                   C: 0.286 Vp-p 75 (DVD )  
 COMPONENT(DVD ) : Y: 1 Vp-p 75  
                                   PB/CB, PR/CR: 0.7 Vp-p 75

/ /  
 ( )  
 ( )

77 mm , 15 mm  
 4 ohms  
 97 × 97 × 112 mm(w/h/d)  
 0.795 kg

( )  
 ( )

160 mm  
 3 ohms  
 217 × 302 × 217 mm(w/h/d)  
 4.6 kg

:  
 :  
 :  
 :  
 :  
 :  
 ( )  
 ( )

230 V AC, 50/60 Hz  
 220 - 240 V AC, 50/60 Hz  
 120 V AC, 60 Hz  
 220 V AC, 50/60 Hz  
 110 - 120 V AC, 50/60 Hz  
 110 - 240 V/220 - 240 V AC, 50/60 Hz  
 120 W(120 V AC) 120 W(230 V AC)  
 1 W(120 V AC) 2 W(230 V AC)( )  
 355 × 60 × 323 mm(w/h/d)  
 3.8 kg  
 5°C~35°C  
 5%~90%  
 16

가



46, 53, 66

ISO 639: 1988(E/F)

---

1027 Afar	1183 Irish	1347 Maori	1507 Samoan
1028 Abkhazian	1186 Scots Gaelic	1349 Macedonian	1508 Shona
1032 Afrikaans	1194 Galician	1350 Malayalam	1509 Somali
1039 Amharic	1196 Guarani	1352 Mongolian	1511 Albanian
1044 Arabic	1203 Gujarati	1353 Moldavian	1512 Serbian
1045 Assamese	1209 Hausa	1356 Marathi	1513 Siswati
1051 Aymara	1217 Hindi	1357 Malay	1514 Sesotho
1052 Azerbaijani	1226 Croatian	1358 Maltese	1515 Sundanese
1053 Bashkir	1229 Hungarian	1363 Burmese	1516 Swedish
1057 Byelorussian	1233 Armenian	1365 Nauru	1517 Swahili
1059 Bulgarian	1235 Interlingua	1369 Nepali	1521 Tamil
1060 Bihari	1239 Interlingue	1376 Dutch	1525 Telugu
1061 Bislama	1245 Inupiak	1379 Norwegian	1527 Tajik
1066 Bengali; Bangla	1248 Indonesian	1393 Occitan	1528 Thai
1067 Tibetan	1253 Icelandic	1403 (Afan)Oromo	1529 Tigrinya
1070 Breton	1254 Italian	1408 Oriya	1531 Turkmen
1079 Catalan	1257 Hebrew	1417 Punjabi	1532 Tagalog
1093 Corsican	1261 Japanese	1428 Polish	1534 Setswana
1097 Czech	1269 Yiddish	1435 Pashto; Pushto	1535 Tonga
1103 Welsh	1283 Javanese	1436 Portuguese	1538 Turkish
1105 Danish	1287 Georgian	1463 Quechua	1539 Tsonga
1109 German	1297 Kazakh	1481 Rhaeto- Romance	1540 Tatar
1130 Bhutani	1298 Greenlandic	1482 Kirundi	1543 Twi
1142 Greek	1299 Cambodian	1483 Romanian	1557 Ukrainian
1144 English	1300 Kannada	1489 Russian	1564 Urdu
1145 Esperanto	1301 Korean	1489 Russian	1572 Uzbek
1149 Spanish	1305 Kashmiri	1491 Kinyarwanda	1581 Vietnamese
1150 Estonian	1307 Kurdish	1495 Sanskrit	1587 Volapük
1151 Basque	1311 Kirghiz	1498 Sindhi	1613 Wolof
1157 Persian	1313 Latin	1501 Sangho	1632 Xhosa
1165 Finnish	1326 Lingala	1502 Serbo-Croatian	1665 Yoruba
1166 Fiji	1327 Laothian	1503 Singhalese	1684 Chinese
1171 Faroese	1332 Lithuanian	1505 Slovak	1697 Zulu
1174 French	1334 Latvian; Lettish	1506 Slovenian	
1181 Frisian	1345 Malagasy		

---

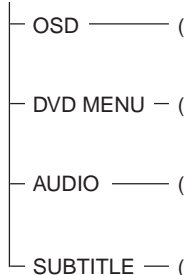
1703

# DVD

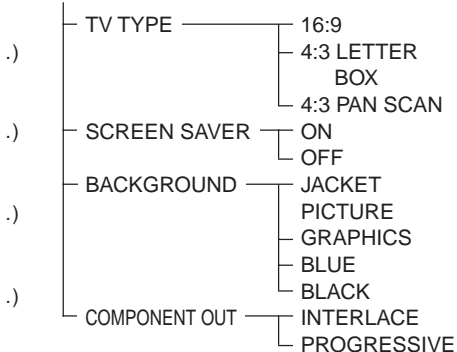
DVD

가

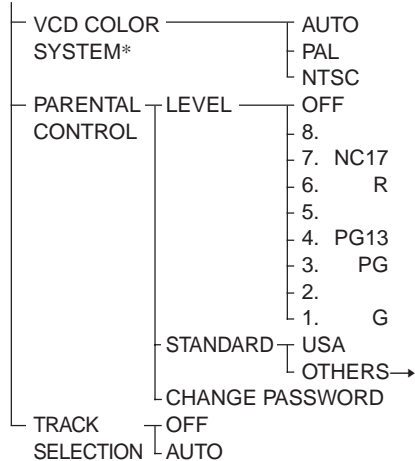
## LANGUAGE SETUP



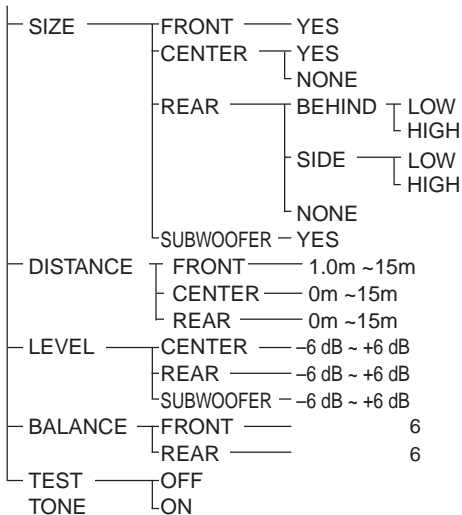
## SCREEN SETUP



## CUSTOM SETUP



## SPEAKER SETUP



## RESET

— YES

\*

가

TV

40  
40  
?  
16

46  
9  
12

61  
13, 59

52

17

가 7  
17

20  
10  
7, 76

CD/VIDEO/Super Audio  
CD/DVD/MP3 31  
48  
7

7, 78  
8, 78

7, 76

14

7, 78  
7, 78

11

29, 61

64

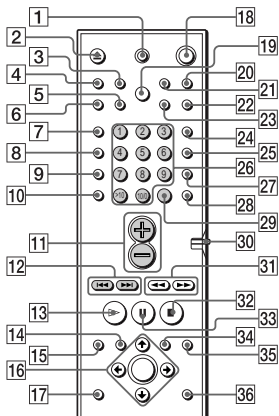
14

ALBUM 35, 41  
AMP MENU 25  
ANGLE 52  
AUDIO 46, 65  
BACKGROUND 67  
BALANCE 27, 71  
BAND 29  
CHAPTER 42  
COMPONENT OUT 67  
CUSTOM PARENTAL  
CONTROL 54  
CUSTOM SETUP 68  
DIMMER 28  
DISTANCE 26, 70  
Dolby Digital 76  
Dolby Pro Logic Surround 77  
DTS 77  
DVD 33, 77  
DVD MENU 33, 65  
INDEX 42  
LANGUAGE SETUP 65  
LEVEL 28, 70

MEMORY 29  
MP3 35  
MUTING 32  
NAME 62  
OSD 65  
PARENTAL CONTROL  
55, 68, 77  
PBC Playback 34, 78  
PLAY MODE 36, 38  
Program Play 36  
RDS 62  
REPEAT 39  
RESET 65  
Resume Play 32  
S VIDEO 22  
Scan 40  
SCENE 14  
SCREEN SAVER 67  
SCREEN SETUP 66  
SHUFFLE 38  
Shuffle Play 38  
SIZE 25, 69  
Slow - motion Play 40  
SPEAKER SETUP 69  
SUBTITLE 53, 65  
Super Audio CD 78  
TEST TONE 71  
TIME 42, 43  
TIME SEARCH 41  
TITLE 41  
TRACK 41  
TRACK SELECTION 68  
TV 22  
TV TYPE 66  
VCD COLOR SYSTEM 68  
VIDEO CD 34, 78

16:9 66  
4:3 LETTER BOX 66  
4:3 PAN SCAN 66

가



COMMAND MODE DVD/TV  
TV

Sony DVD

Sony DVD

가

- 1 TV I/⏻( / )  
TV
- 2 ▲ EJECT
- 3 NAME
- 4 STEREO/MONO  
FM
- 5 MEMORY
- 6 CLEAR
- 7 PLAY MODE  
Program Shuffle Play
- 8 AUDIO  
DVD VIDEO CD
- 9 ANGLE  
DVD
- 10 SUBTITLE  
"SUBTITLE"
- 11 VOL -/+  
SYSTEM TV: TV
- 12 ◀◀PREV/NEXT▶▶, TV CH -/+,  
PRESET -/+  
◀◀PREV/NEXT▶▶:  
가  
PRESET -/+:  
TV CH -/+ : TV

- 13 ▷ PLAY/SELECT
- 14 DVD TOP MENU  
TV
- 15 DVD DISPLAY  
TV
- 16 ◀/▶/⏪/⏩/ENTER( )
- 17 DVD SETUP
- 18 ⏻( )
- 19 DIMMER
- 20 TV/VIDEO  
TV
- 21 REPEAT  
"REPEAT" TV
- 22 MUTING
- 23 TIME
- 24 FUNCTION
- 25 BAND  
AM FM
- 26 \*
- TV: TV
- 27 SOUND FIELD
- 28 DISPLAY
- 29 ENTER  
TV: TV
- 30 COMMAND MODE DVD TV  
TV DVD TV
- 31 ◀◀/▶▶, ◀/▶, SLOW, TUNING -/+  
◀◀/▶▶(SCAN):  
◀/▶ SLOW:  
TUNING -/+ : 가
- 32 ■ STOP
- 33 ■ PAUSE
- 34 DVD MENU  
DVD TV
- 35 ↻ RETURN
- 36 AMP MENU

\* TV

>10 .( >10  
2 5 25 .)